

Sun Max Tech Limited 2020 Investor Conference

Sun Max Tech Limited
Stock Code: 6591

Disclaimer

The following pages contain projections & estimates of financial information as well as market and product developments for future periods. These projections & estimates are based on information currently available which we believe to be reliable, but may involve risks and uncertainties.

Our actual results of operations and financial condition may differ significantly from those contained in the projections & estimates. These projections & estimates should not be interpreted as legally binding commitments, but rather as flexible information subject to change occasionally.

Contents

- 1 Company Profile
- 2 Operation Results
- 3 Core Competitiveness
- 4 Industry Overview
- 5 Future Prospects

1 Company Profile



1 Company Profile Background



Established
Date

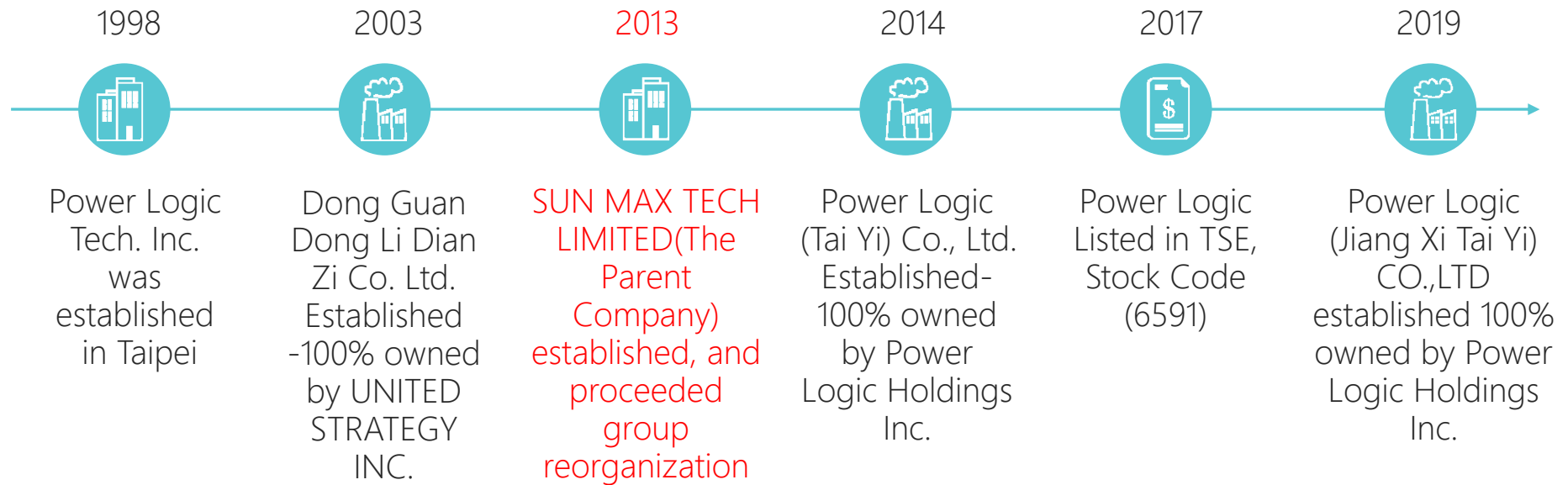


President



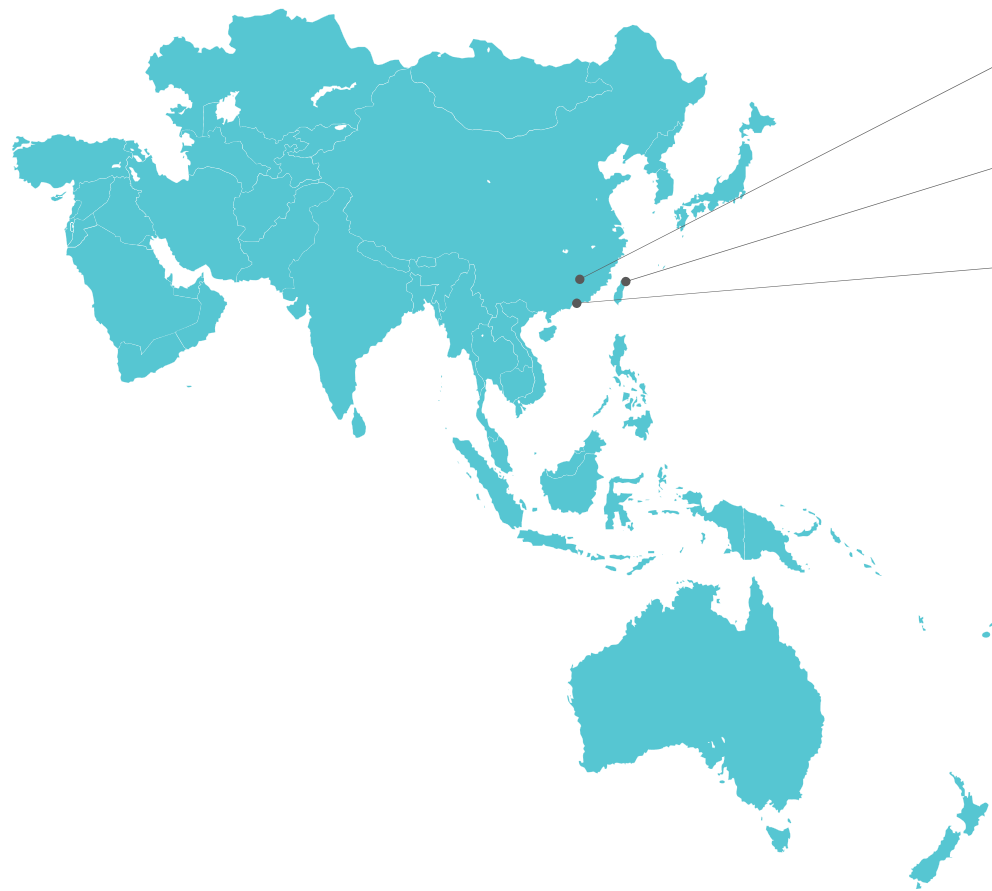
Paid in Capital

History



1 Company Profile

Headquarters and Production Base

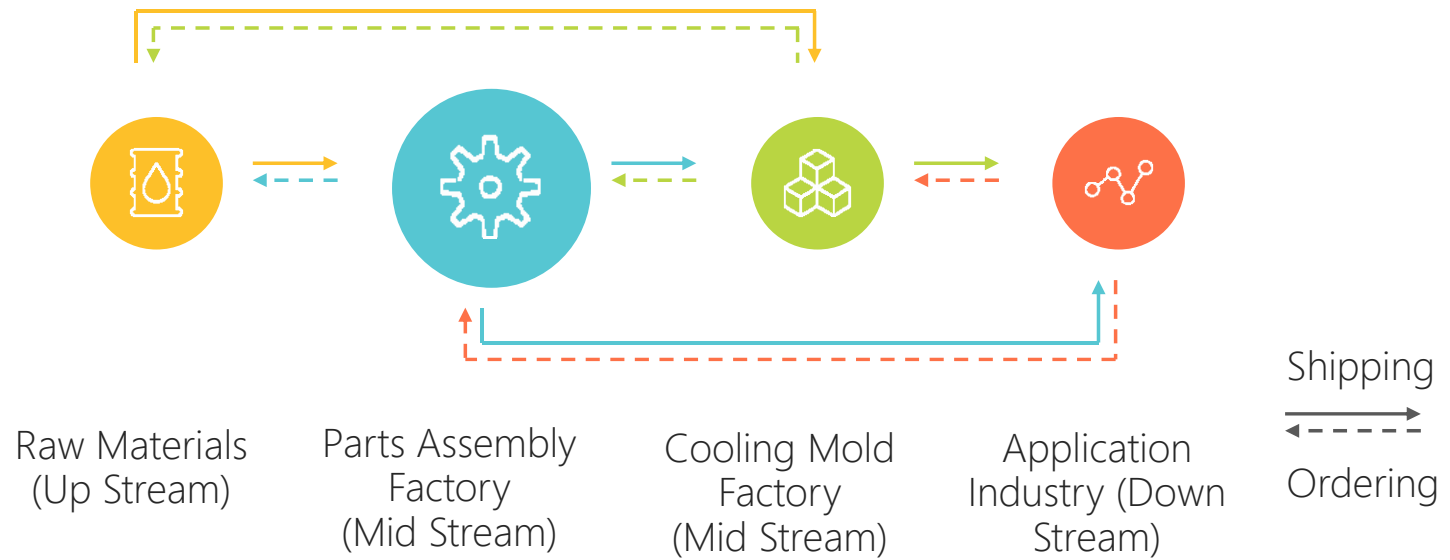


Power Logic (Jiang Xi TAI YI) CO.,LTD

Sun Max Tech CO.,LTD

Dong Guan Dong Li Dian Zi CO.,LTD

1 Company Profile
Supply Chain




1 Company Profile
Applications



Cooling Fans



5G



Industrial Control



Intelligent Home Appliances



Automotive



Gaming NB



Netcom

1 Company Profile

PC Related Fan






1. MSI RTX3080
2. ASUS TUF RTX3080
3. Gigabyte RTX3080
4. EVGA RTX3080
5. Be quiet Dark Power PRO 12
6. PREDATOR ORION 3000
7. MSI Z490 Godlike
8. MSI X570 Gaming Plus
9. Gigabyte Aorus Liquid Cooler 360

1	2	3
4	5	6
7	8	9

1 Company Profile

New LED Fan



- 1. Bracket LED Fan
- 2. Frame LED Fan
- 3. Narrow frame LED Fan
- 4. Corner LED Fan

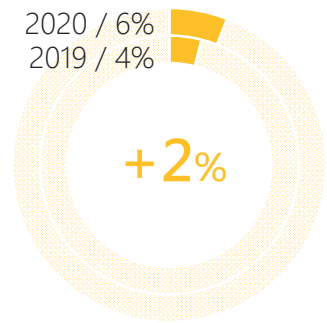
1	2
3	4

2 Operation Results

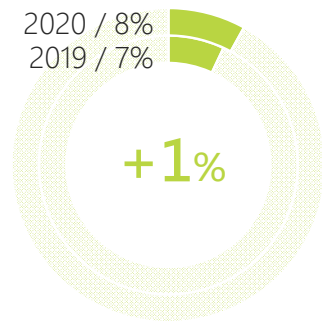


2 Operation Results

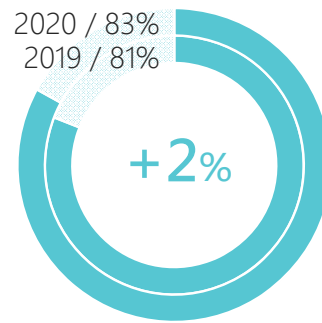
1-3Q Product Mix



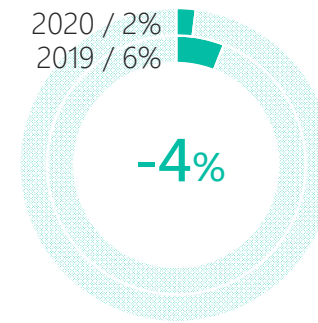
Industrial Control
/ Intelligent
Home Appliances



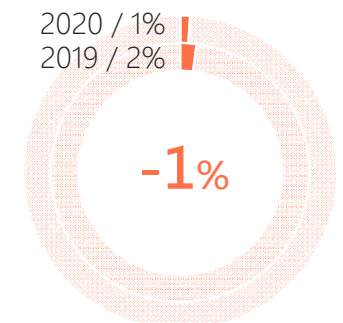
PC



Gaming



Netcom



Automotive
/ Others

2 Operation Results

2020 3Q Income Statement(YoY)

Unit: NT\$ Thousands

Item	2020 3Q	%	2019 3Q	%	YOY
Total Revenue	449,206	100.0	356,283	100.0	26.1
Gross Profit	140,302	31.2	113,590	31.9	23.5
Operation Expenses	63,143	14.1	45,857	12.9	37.7
Operating profit	77,159	17.2	67,733	19.0	13.9
Non-Op Income	(13,900)	(3.1)	11,228	3.2	(223.8)
Pre-Tax Profit	63,259	14.1	78,961	22.2	(19.9)
Net Income	36,208	8.1	50,400	14.1	(28.2)
EPS (NT\$)	1.26		1.94		

2 Operation Results

2020 1-3Q Income Statement(YoY)

Unit: NT\$ Thousands

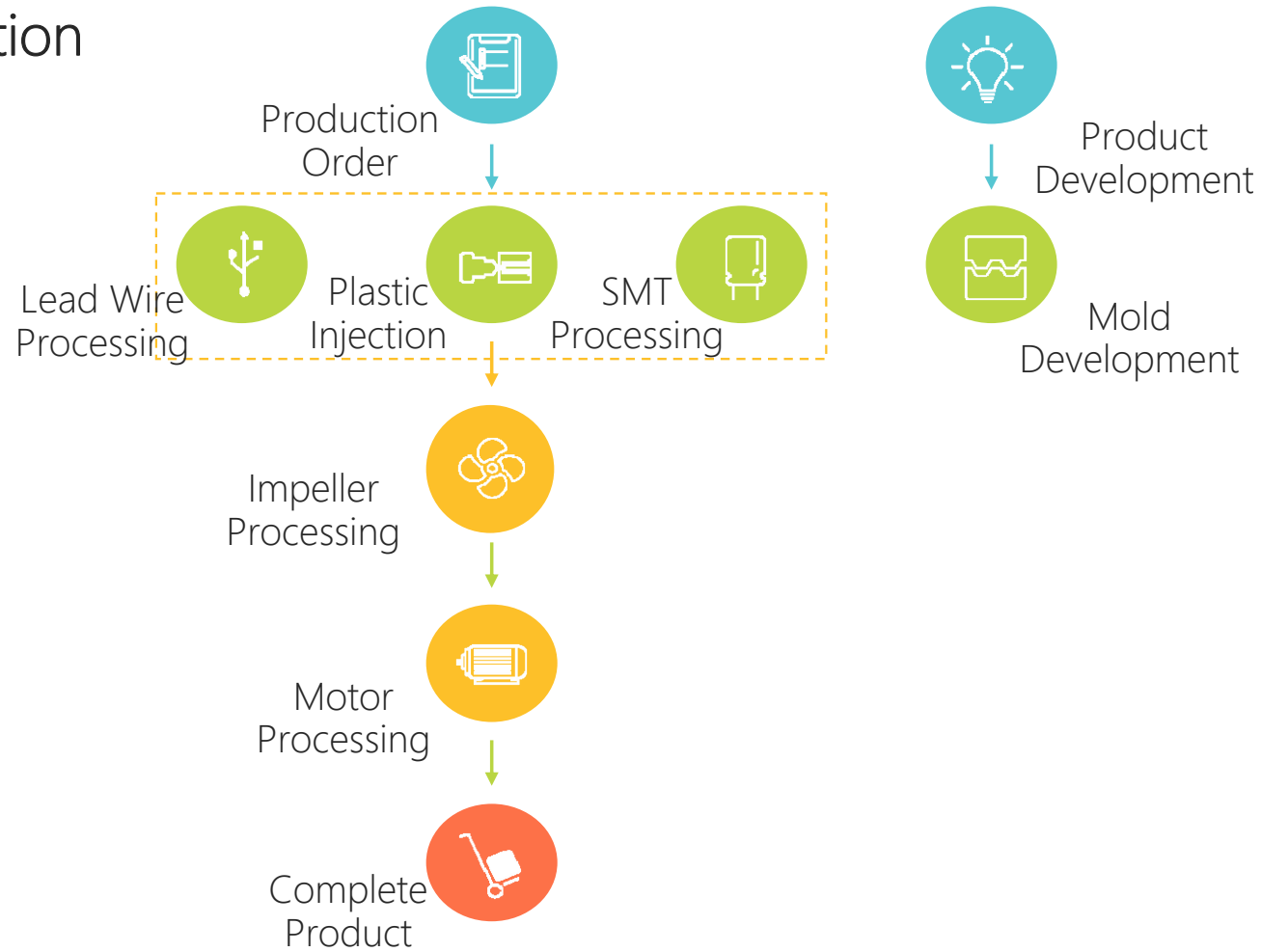
Item	2020 1-3Q	%	2019 1-3Q	%	YOY
Total Revenue	1,090,019	100.0	848,996	100.0	28.4
Gross Profit	328,453	30.1	202,861	23.9	61.9
Operation Expenses	167,626	15.4	126,567	14.9	32.4
Operating profit	160,827	14.8	76,294	9.0	110.8
Non-Op Income	(15,720)	(1.4)	20,623	2.4	(176.2)
Pre-Tax Profit	145,107	13.3	96,917	11.4	49.7
Net Income	85,845	7.9	63,899	7.5	34.3
EPS (NT\$)	3.05		2.47		

3 Core Competitiveness



3 Core Competitiveness

Vertical Integration



3 Core Competitiveness

Automated Manufacturing



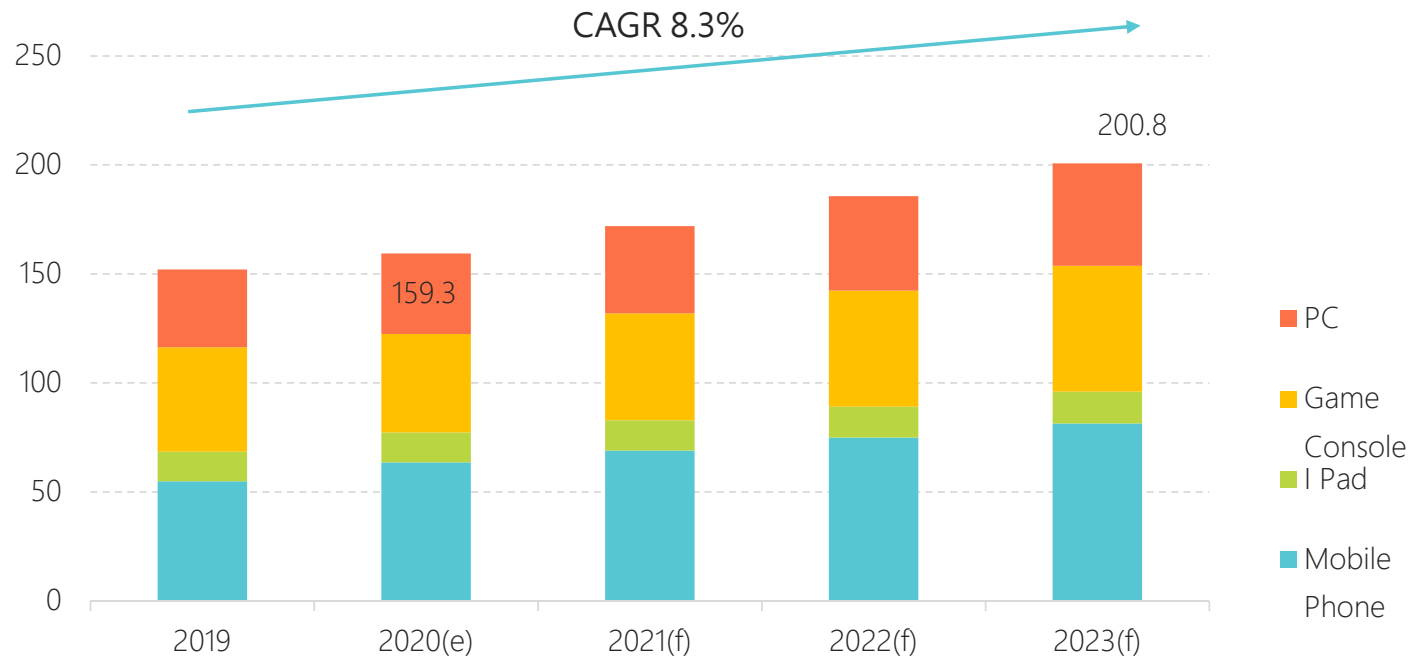
4 Industry Overview



4 Industry Overview

Gaming Industry Forecast

Unit : USD\$ Billion/ USD\$

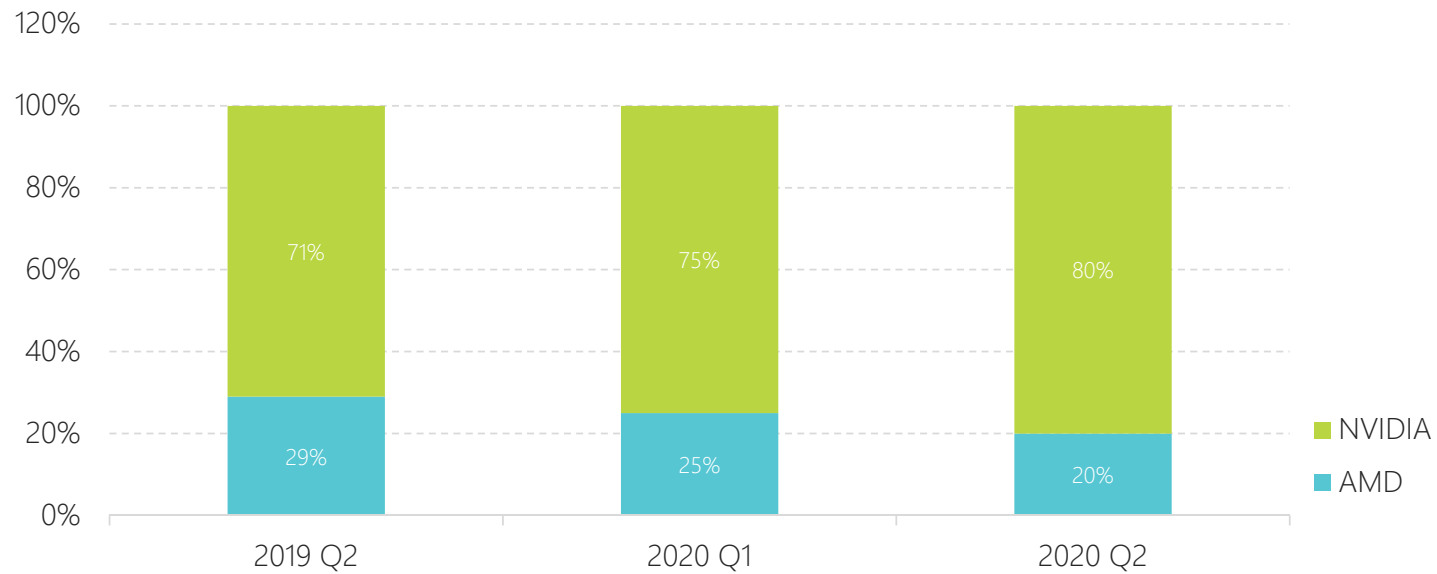


According to Newzoo Global Games Market Report, the global gaming expenses is expected to reach 159.3bn USD in 2020, up 9.3% YoY. And the global gaming market is estimated to reach 200.8bn USD in 2023 with 2019-2023 CAGR of 8.3%

Source: Newzoo

4 Industry Overview

dGPU Market Share



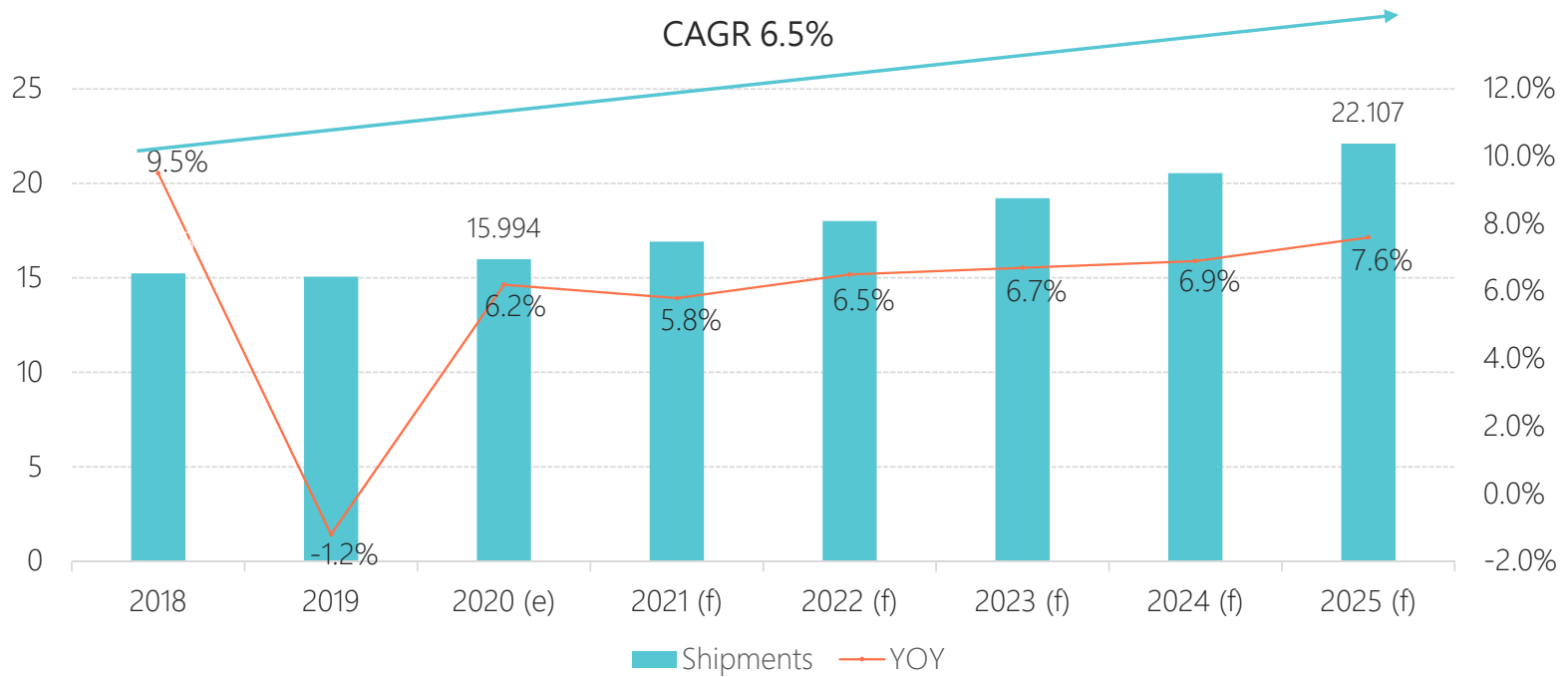
According to JPR analysis, NVIDIA dGPU market share was 71% in 2Q 2019, and constantly grew to 75% in 1Q2020 and 80% in 2Q 2020

Source: JPR

4 Industry Overview

Server Industry Forecast

Unit : Million Units (Shipments)



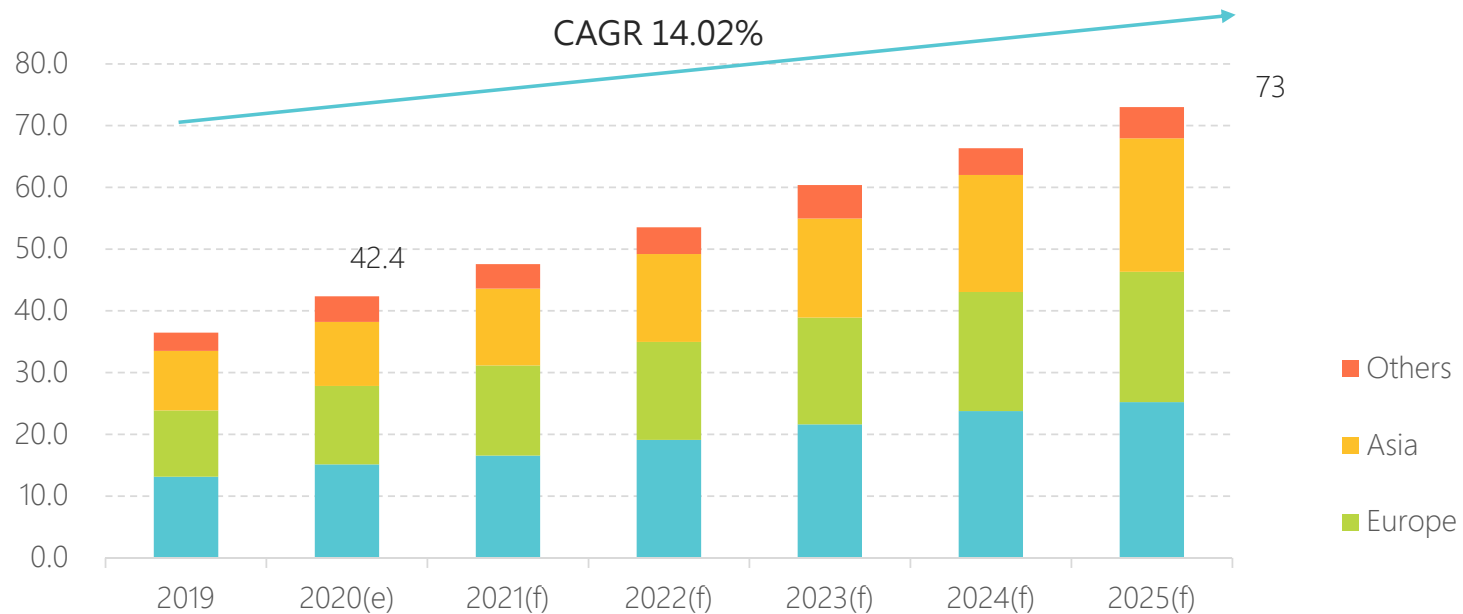
According to Digitimes Research, the global cloud server market up 6.2% YoY in favor of the WFH and 2018-2022 CAGR of 6.5%

Source: Digitimes Research

4 Industry Overview

Intelligent Home Appliances Industry Forecast

Unit : USD\$ Billion/ USD\$



According to MarketStudyReport estimate, smart home appliance market grows constantly with 2020-2025 CAGR of 14.02%. The main driving force are air purifiers, dehumidifiers & humidifiers, kitchen appliances, and household AI robots. And the medical and caring products for the seniors are the rising stars for the market

Source: MarketStudyReport

4 Industry Overview

Intelligent home appliances /Intelligent robot



Intelligent mobile air purifier



Small indoor air purifier




Car/Desk air purifier



Folding ultraviolet sterilizer



Personal antibacterial Cooling fan



Humidifier

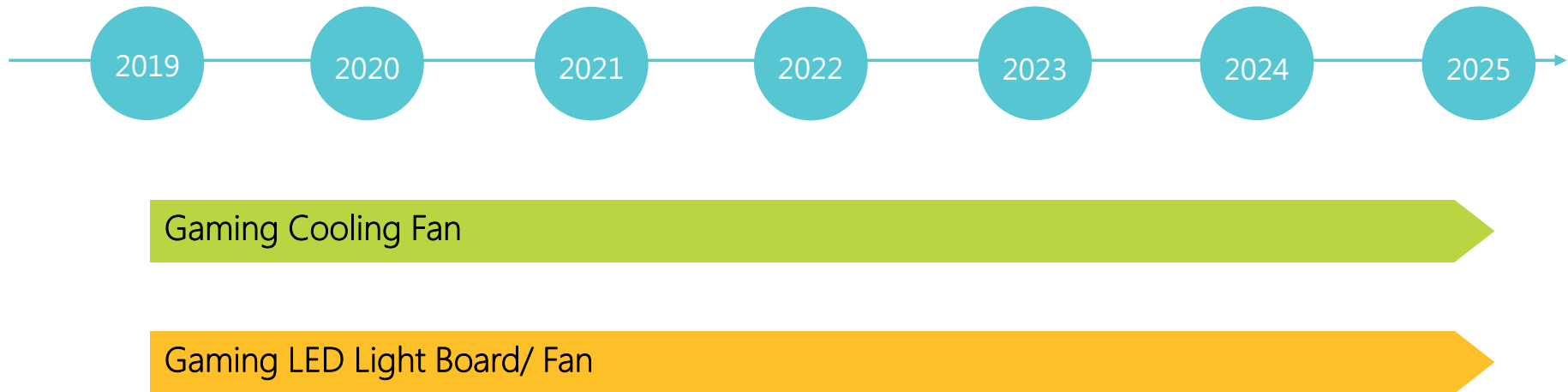


Small dehumidifier

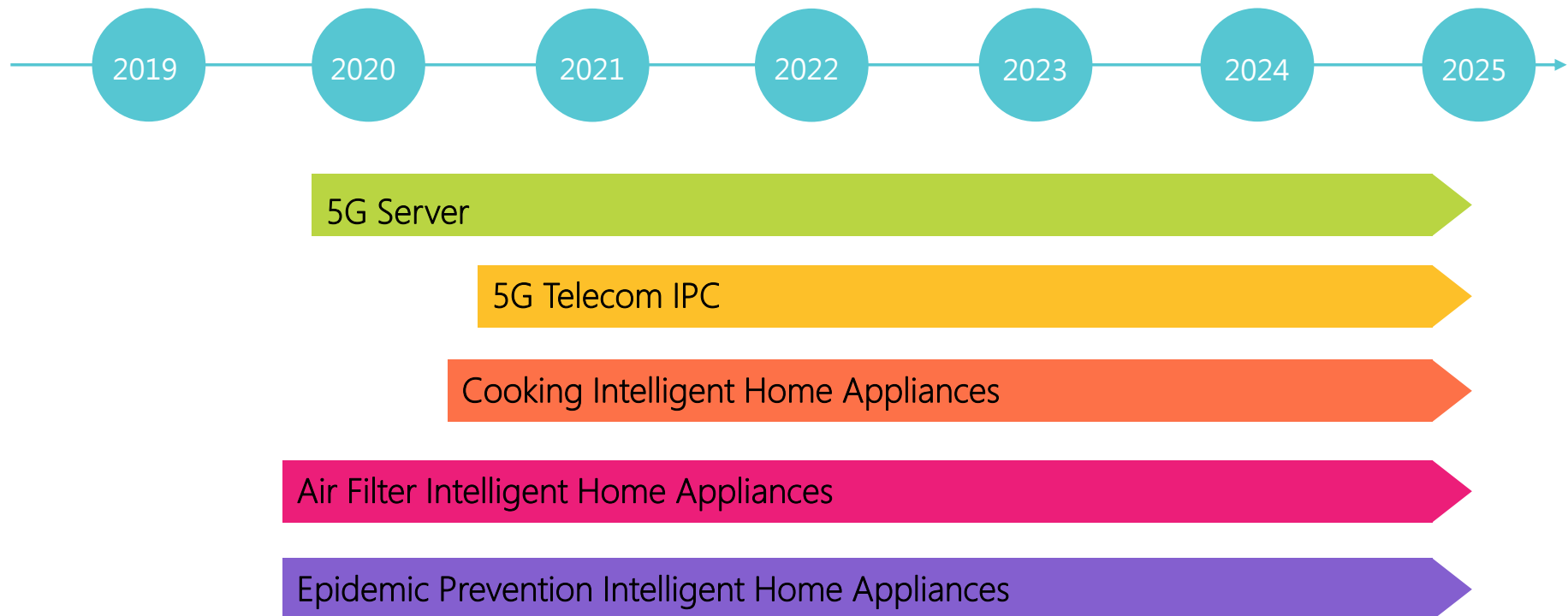
5 Future Prospects



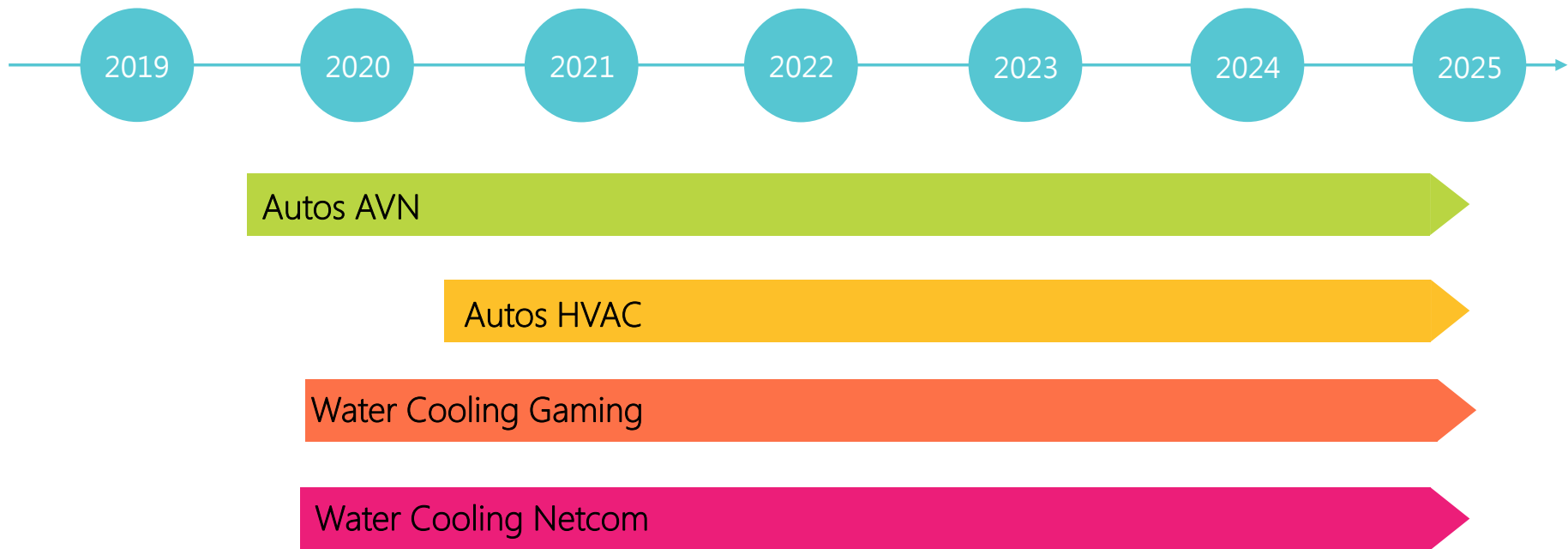
5 Future Prospects
PC Related



5 Future Prospects
Niche Market



5 Future Prospects
Niche Market



End

Thank You

Beyond limits. Beyond today.