

Sun Max Tech Limited

(TWSE 6591)

2020 Investor Conference

March 2021

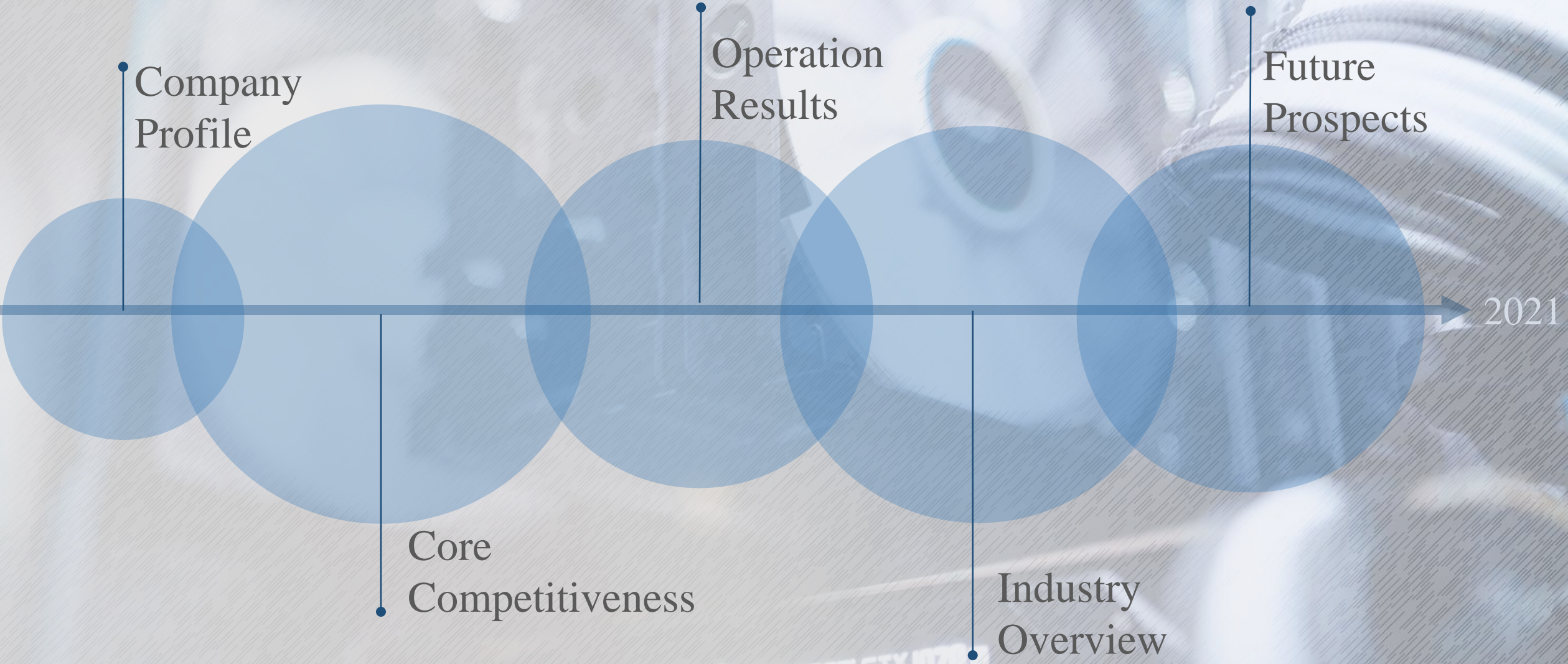
EVGA GeForce GTX 1070 Ti

Disclaimer

The following pages contain projections & estimates of financial information as well as market and product developments for future periods. These projections & estimates are based on information currently available which we believe to be reliable, but may involve risks and uncertainties.

Our actual results of operations and financial condition may differ significantly from those contained in the projections & estimates. These projections & estimates should not be interpreted as legally binding commitments, but rather as flexible information subject to change occasionally

CONTENTS



Company Profile



Background

Established Date: 2013.11.28

Listing Date: 2017.12.28

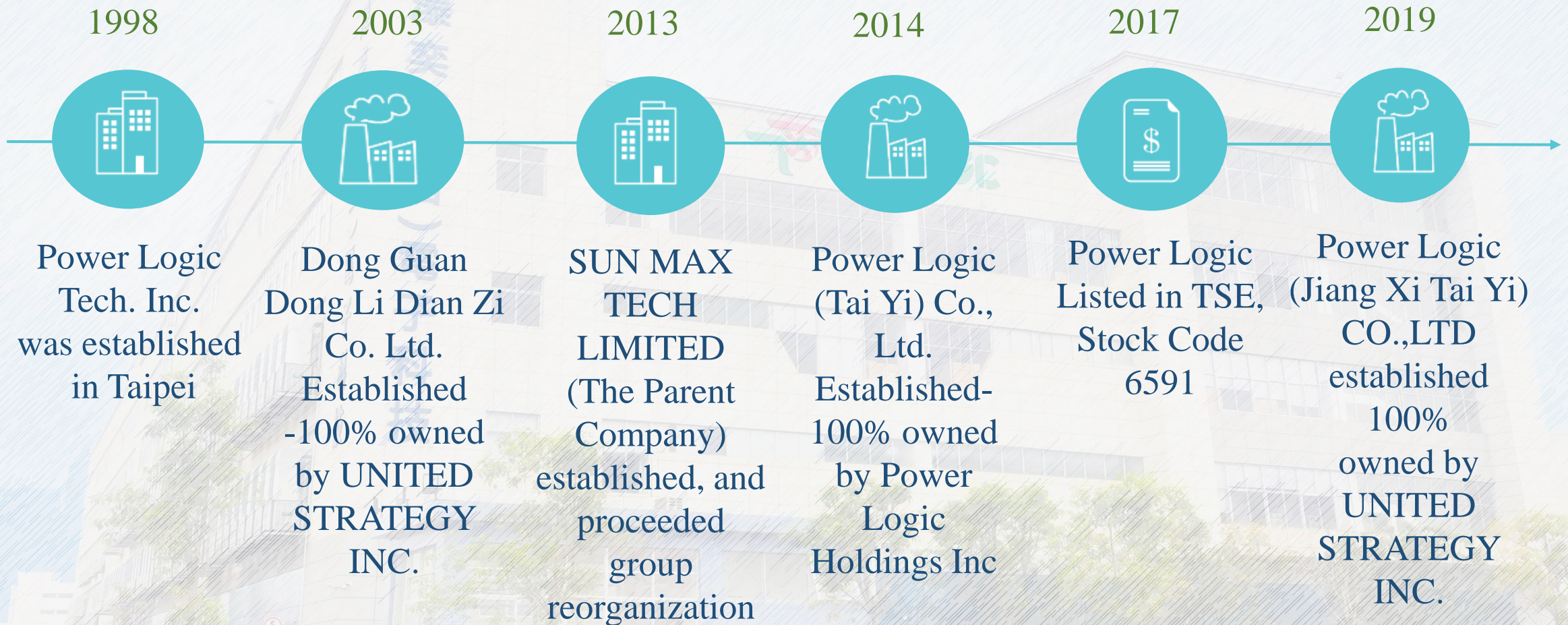
President & GM: Vincent Hsu

Product : DC Cooling Fans

Employee: 55 in Taipei and 1,700 in China

Paid in Capital: NT\$312 million

History



Headquarters and Production Base



Sun Max Tech CO.,LTD



SUN MAX
(KY)
(6591.TT)

100% UNITED STRATEGY (SAMOA)

100% JIANGXI TAI YI (CN)

100% DONG GUAN DONG LI (CN)

100% POWER LOGIC HOLDING (SAMOA)

100% DONG GUAN TAI YI (CN)

100% SUNNY SHARP (BVI)

100% TAIWAN BRANCH (TW)

100% POWER LOGIC TECH. (TW)

Power Logic (Jiang Xi TAI YI) CO.,LTD



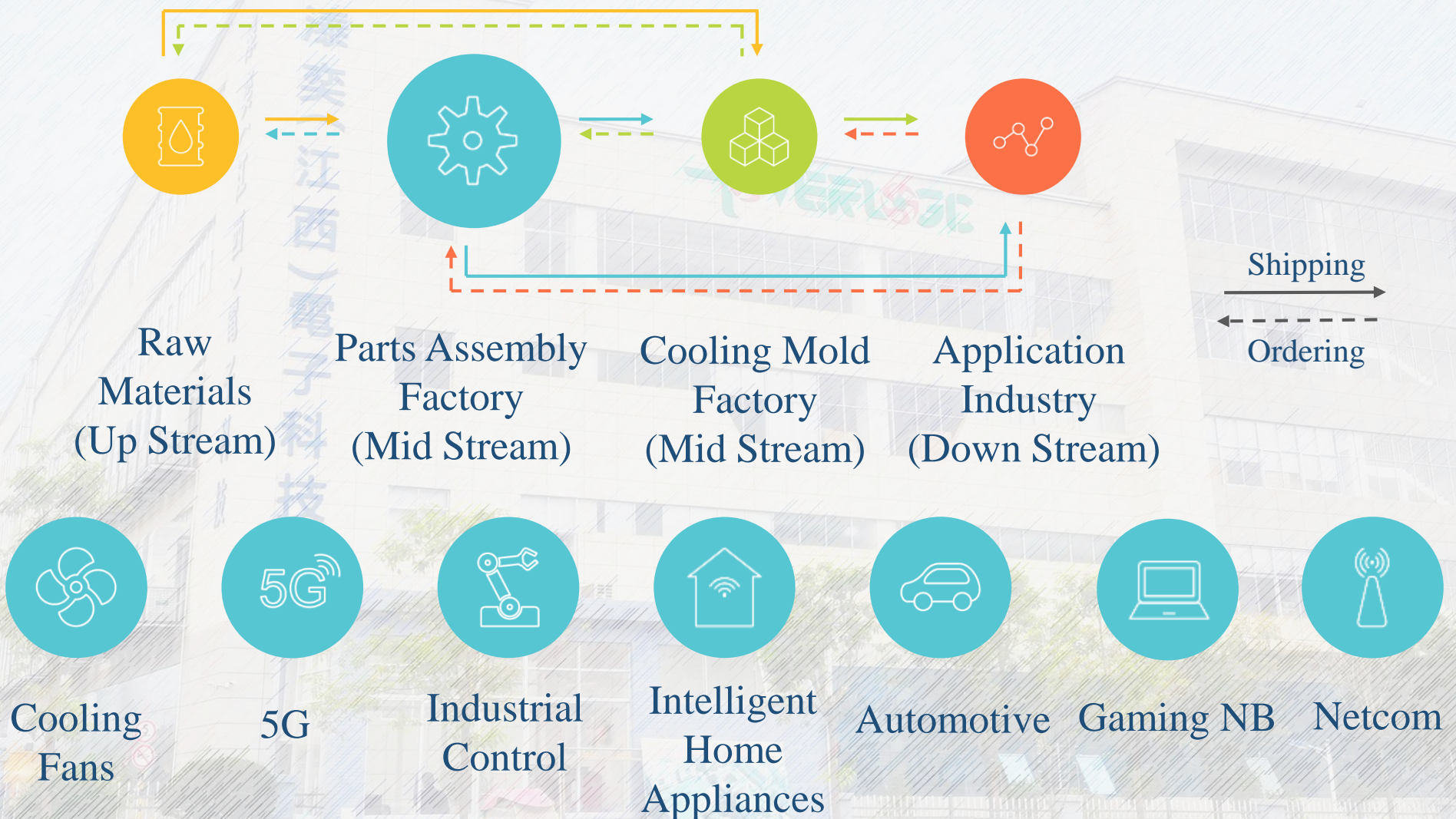
Dong Guan Dong Li Dian Zi CO.,LTD



Production Base (DONG GUAN DONG LI DIAN ZI CO. LTD.)



Supply Chain & Applications



PC Related Fan

MSI RTX3080



ASUS TUF RTX3080




Gigabyte RTX3080



EVGA RTX3080



Be quiet Dark Power PRO 12




PREDATOR ORION 3000



MSI Z490 Godlike



MSI X570 Gaming Plus



Gigabyte Aorus Liquid Cooler 360




New LED Fan


Bracket LED Fan




Frame LED Fan



Narrow frame LED Fan



Corner LED Fan



Core Competitiveness



Vertical Integration



Automated Manufacturing

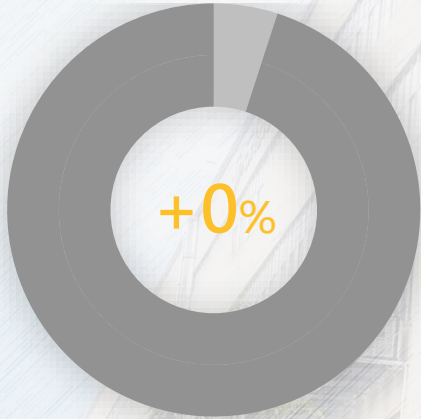


Operation Results



2020 Product Mix

2020 / 5%
2019 / 5 %



**Industrial Control
/ Intelligent
Home Appliances**

2020 / 8%
2019 / 8%



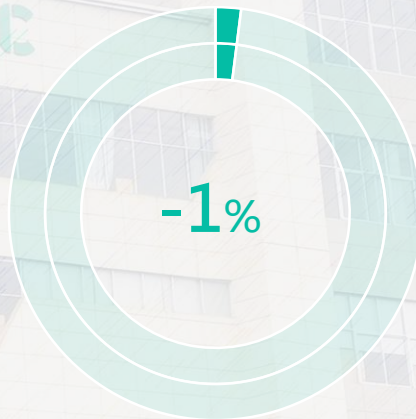
PC

2020 / 84 %
2019 / 83 %



Gaming

2020 / 1%
2019 / 2%



Netcom

2020 / 1%
2019 / 1%



**Automotive
/ Others**

2020 4Q Income Statement (YoY)

Unit: NT\$ Thousands/ NT\$/%

Item	2020.4Q	%	2019.4Q	%	YOY
Total Revenue	488,146	100.0%	335,816	100.0%	45.4%
Gross Profit	204,994	42.0%	111,070	33.1%	84.6%
Operation Expenses	66,828	13.7%	50,097	14.9%	33.4%
Operating profit	138,166	28.3%	60,973	18.2%	126.6%
Non-Op Income	(21,302)	-4.4%	(19,003)	-5.7%	12.1%
Pre-Tax Profit	116,864	23.9%	41,970	12.5%	178.4%
Net Income	78,026	16.0%	25,349	7.5%	207.8%
EPS (NT\$)	2.61		0.97		

2020 Income Statement (YoY)

Unit: NT\$ Thousands/ NT\$/%

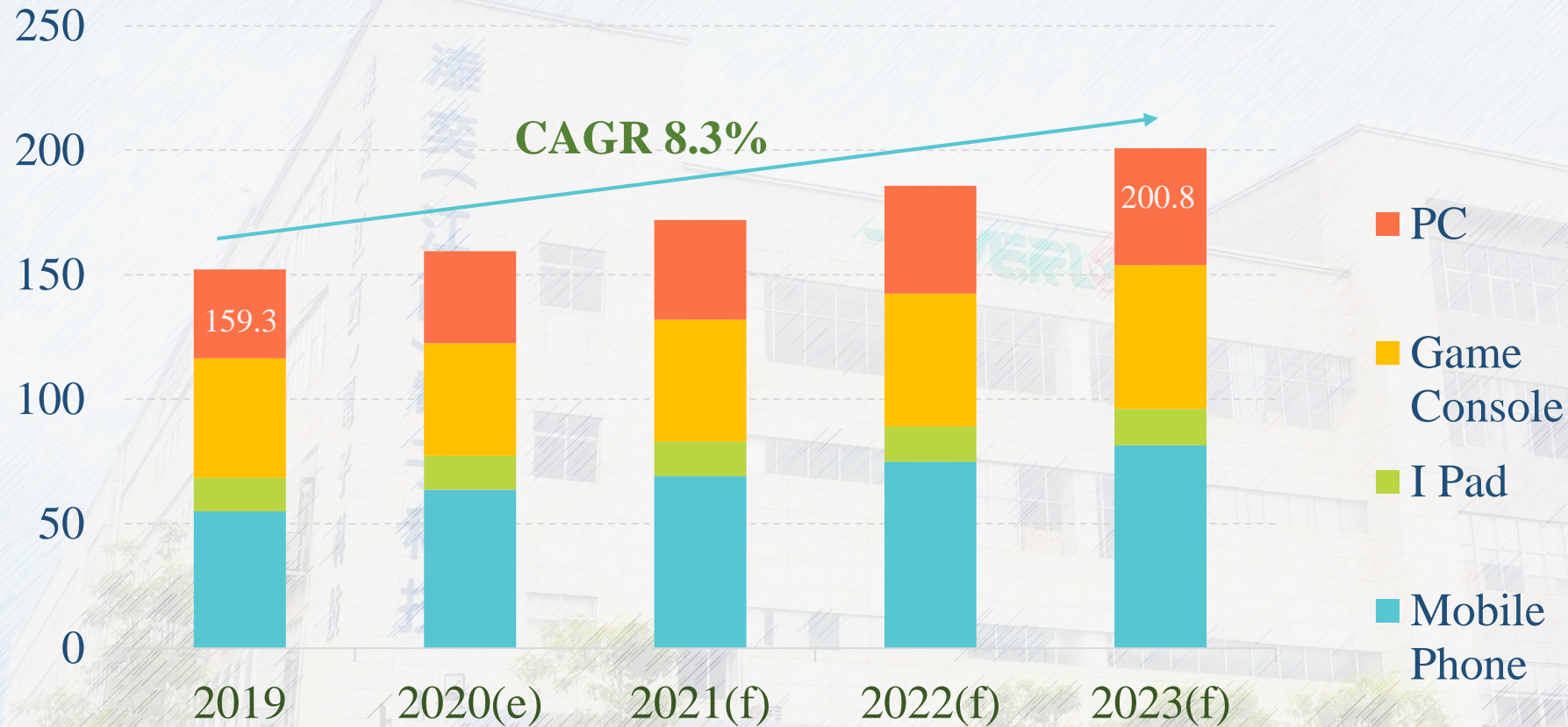
Item	2020	%	2019	%	YOY
Total Revenue	1,578,165	100.0%	1,184,812	100.0%	33.2
Gross Profit	533,447	33.8%	313,931	26.5%	69.9
Operation Expenses	234,454	14.9%	176,664	14.9%	32.7
Operating profit	298,993	18.9%	137,267	11.6%	117.8%
Non-Op Income	(37,022)	2.3%	1,620	0.1%	(2,385.3) %
Pre-Tax Profit	261,971	16.6%	138,887	11.7%	88.6%
Net Income	163,871	10.4%	89,248	7.5%	83.6%
EPS (NT\$)	5.66		3.44		

Industry Overview



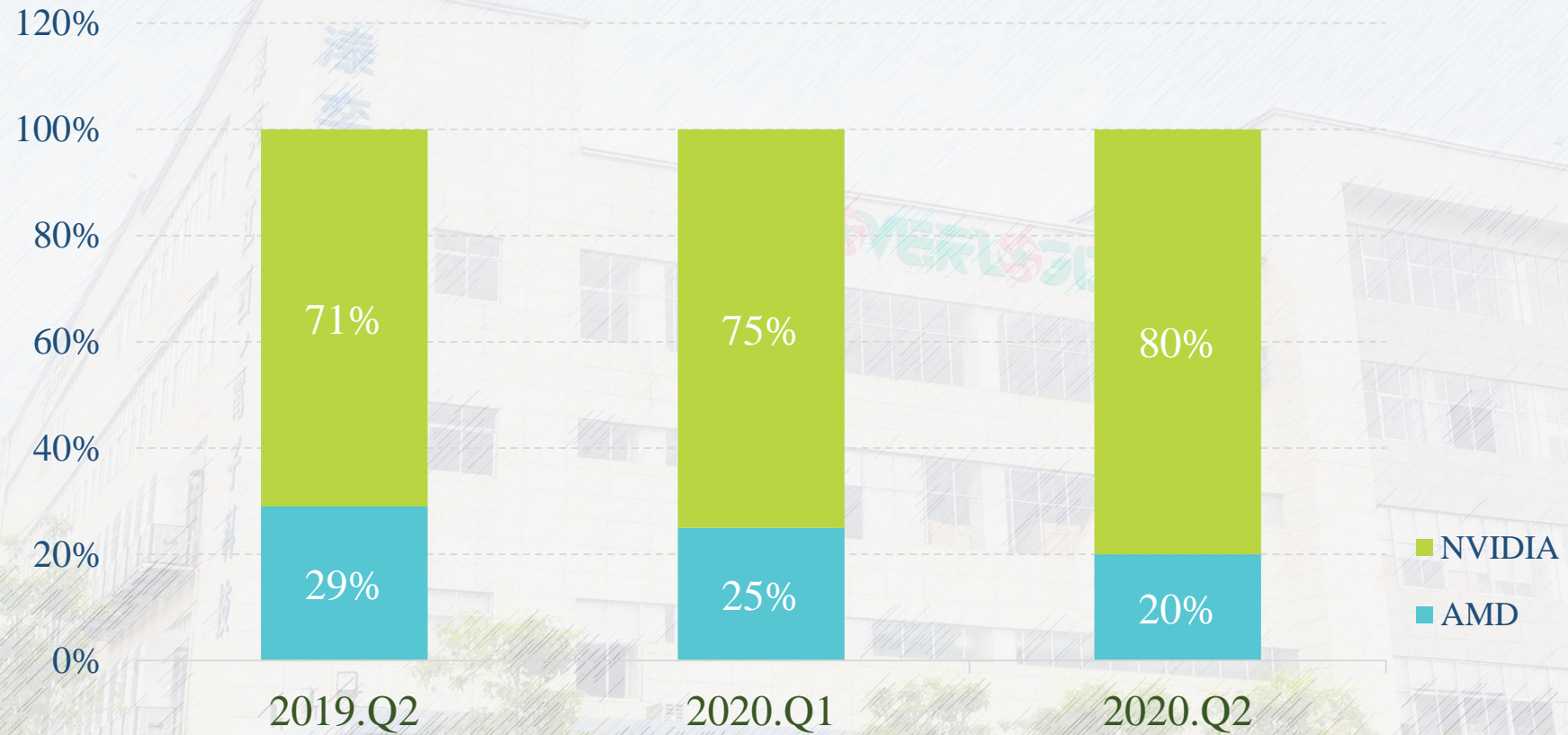
Gaming Industry Forecast

Unit : USD\$ Billion/ USD\$



According to Newzoo Global Games Market Report, the global gaming expenses is expected to reach 174.1bn USD in 2020, up 9.3% YoY. And the global gaming market is estimated to reach 200.8bn USD in 2023 with 2019-2023 CAGR of 8.3%

dGPU Market Share

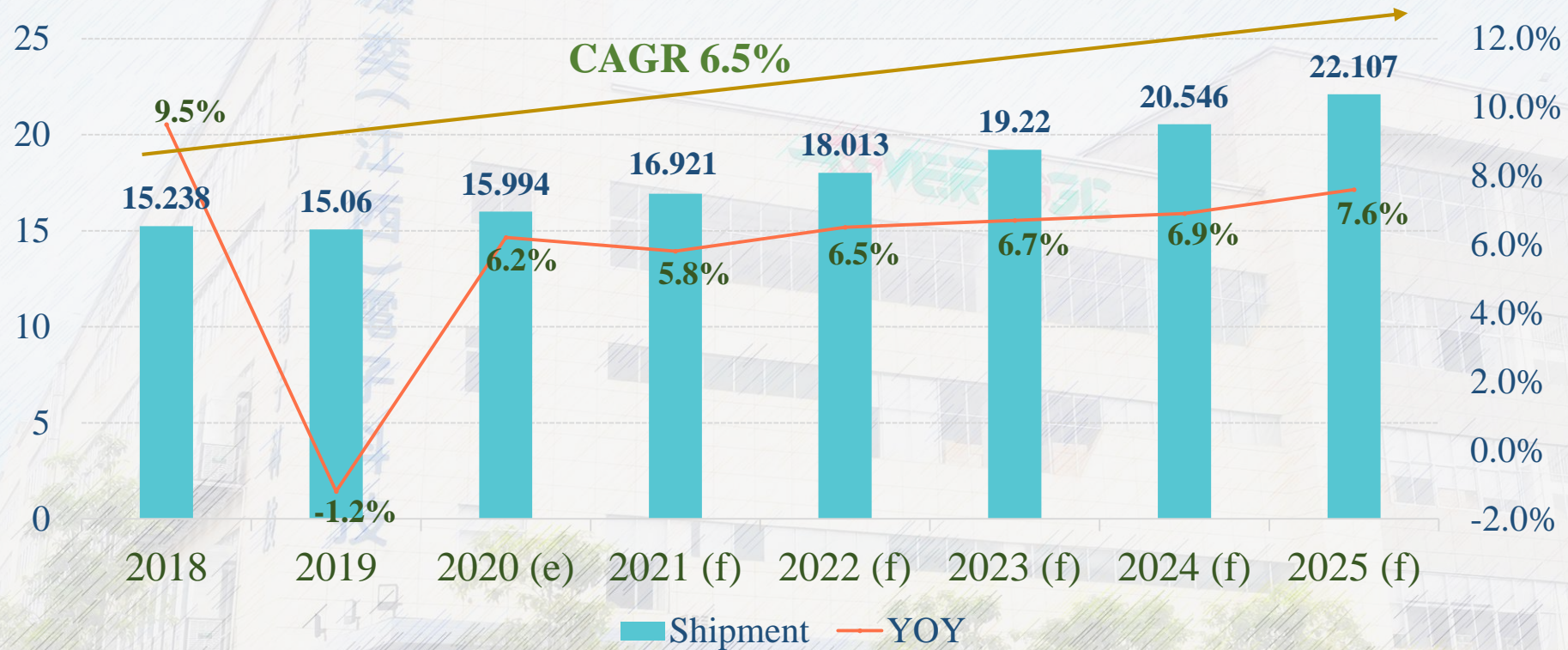


According to JPR analysis, NVIDIA dGPU market share was 71% in 2Q 2019, and constantly grew to 75% in 1Q2020 and 80% in 2Q 2020

Source: JPR

Server Industry Forecast

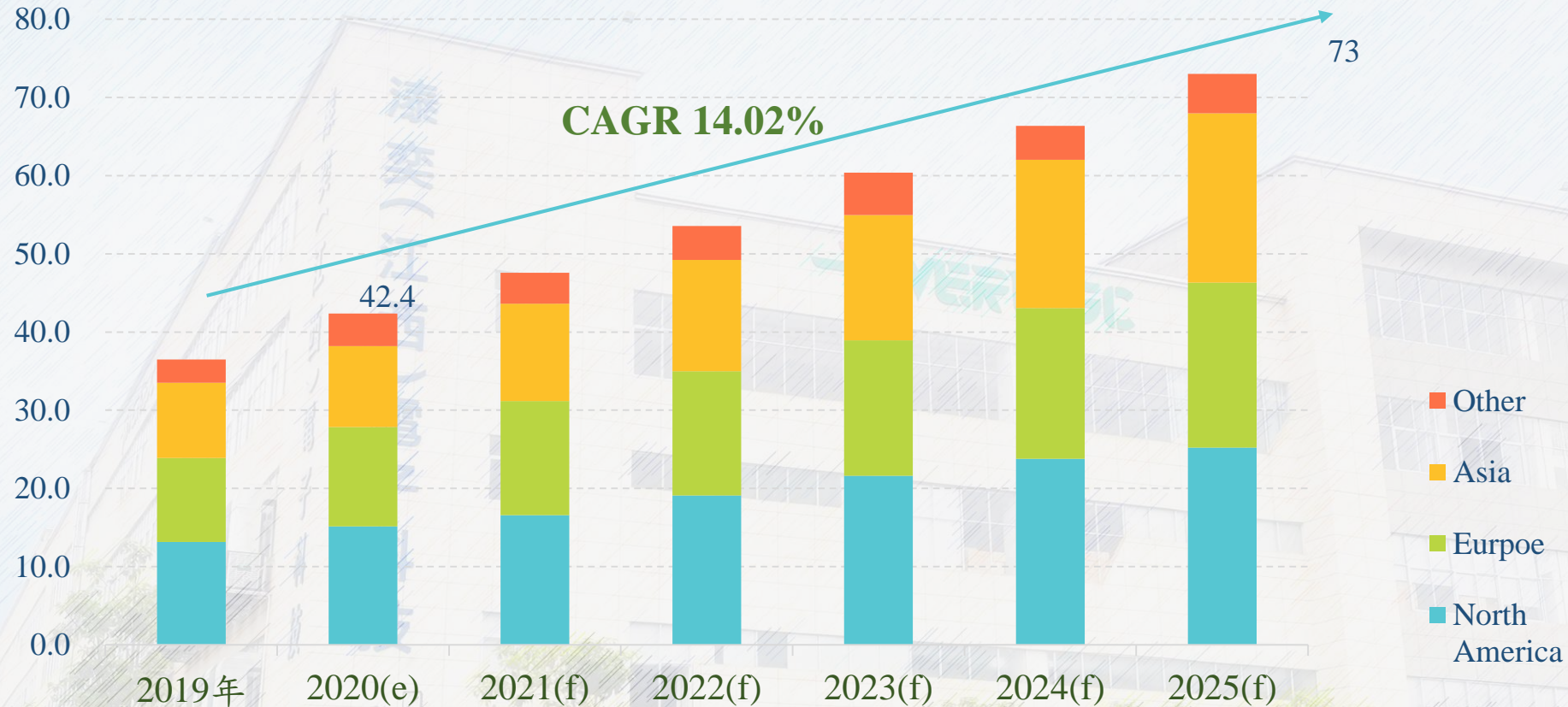
Unit : Million Units (Shipments)



According to Digitimes Research, the global cloud server market up 6.2% YoY in favor of the WFH and 2018-2022 CAGR of 6.5%

Smart Home Appliances Industry Forecast

Unit : USD\$ Billion/ USD\$



According to MarketStudyReport estimate, smart home appliance market grows constantly with 2020-2025 CAGR of 14.02%. The main driving force are air purifiers, dehumidifiers & humidifiers, kitchen appliances, and household AI robots. And the medical and caring products for the seniors are the rising stars for the market

Crypto Currency Trends

BTCUSD加密貨幣圖表



ETHUSD加密貨幣圖表



The crypto currency trend has seen a 200% increase in the price of Bitcoin since 2020, from a range of approximately US\$7,100 at the beginning of the year to more than US\$23,000. The increase was particularly concentrated in the past two months. The price was still hovering around US\$10,000 around October, but it has doubled to more than US\$20,000 in just a few days. Ethereum, the second largest in market capitalization, has risen nearly 400% since 2020, more than Bitcoin

Future Prospects



Smart home appliances /Intelligence robot



Intelligent mobile air purifier



Small indoor air purifier



Car/Desk air purifier



Folding ultraviolet sterilizer



Personal antibacterial Cooling fan



Humidifier



Small dehumidifier

Automotive Fan Application


Driving System



Air purifier



Communication & Entertainment devices



Air conditioner



LED headlamp



Cooling fan



Oil/ Water Pump



Electronic control system



Instrument cluster

Fuel Pump



Front bumper

Cooling fan for battery



Rear bumper


Inside of car body



Cooling system



Rear air conditioner



Seat



Car radio devices



Niche Market



5G Server

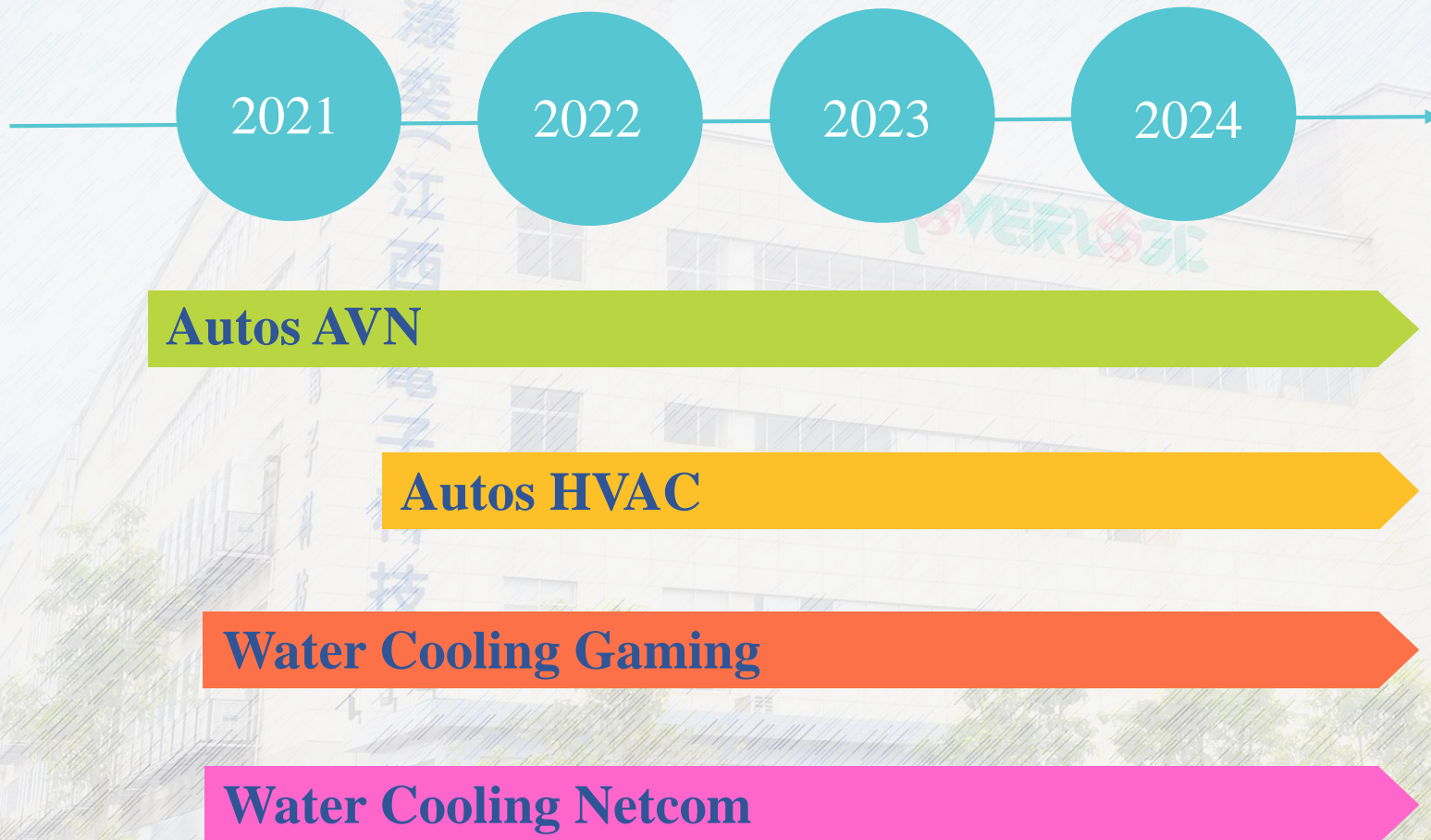
5G Telecom PC

Cooking Smart Home Appliances

Air Filter Smart Home Appliances

Epidemic Prevention Smart Home Appliances

Niche Market





Thank you for your interest

You may contact **Sun Max Tech Limited** via
website *<http://www.sun-max.com.tw>* or
e-mail to *IR@powerlogic.tw*